



PRODUCTS FOR CHILDREN AND
TEENAGERS WITH SPECIAL NEEDS

GLOBAL CAREHAB





THE SPECIAL "TOMATO" OF MY FAMILY

My dad and mom had four children. The first three children were healthy and regular people. Then I came along, a baby with a difference, Down Syndrome. I had a hole in my heart, a rip in my heart valve, jaundice, a big tongue and a wobbly head. As I got older I also realized that I am a slow learner.

One day it was bothering me that I was having a hard time doing my school work. I told my dad about this problem and he shared a story about when he was out in his garden picking tomatoes the year I was born. Every year my dad grows a garden and loves to plant tomatoes. At harvest time there were Beefsteak tomatoes on a bush. When he saw a differently shaped tomato it got his attention. It had a large, smooth, bright red enlarged side that made my dad want to pick it up and study the bump because it was so unique and looked appetizing. At supper, that tomato was just as juicy as the others.

Even though I'm different like the tomato as a person with Down Syndrome, my family and friends love me even more and want to help me when I need it. My dad tells me that even though I have more difficulty learning than my brother and sisters, my lovable and outgoing personality and strong character make me just as special as they are. I guess I am the special "tomato" on our family's bush!



TABLE OF CONTENT

PUSH CHAIRS

EIO	4 wheel Push chair	SPECIAL TOMATO®	4
JOGGER	3 wheel push chair	SPECIAL TOMATO®	6

TABLE

MAT	Mobile Activity Tray	SPECIAL TOMATO®	8
-----	----------------------	-----------------	---

SEATING SOLUTIONS

MPS SEAT	Classic 2 parts	SPECIAL TOMATO®	9
MPS SEAT	Hi-low base	SPECIAL TOMATO®	10
MPS SEAT	Measures and sizes	SPECIAL TOMATO®	12
SITTER	Soft contoured seating	SPECIAL TOMATO®	14

SEATING CUSHIONS

LINER	Seat & Back cushions	SPECIAL TOMATO®	16
BOOSTER	Seating cushion	SPECIAL TOMATO®	17
HRC + EPP	Chair + Seating cushion	SPECIAL TOMATO®	18

CAR SEAT

MPS SEAT	Car Seat	SPECIAL TOMATO®	20
----------	----------	-----------------	----

THERAPY PRODUCTS

THERAPY	Rolls & Wedges	SPECIAL TOMATO®	21
---------	----------------	-----------------	----

TOILET

POTTY SEAT	toilet hole reducer	SPECIAL TOMATO®	22
------------	---------------------	-----------------	----

DRAWINGS FOR MEASURING CHILD

23

EIO 4 wheel push chair



HIGHLIGHTS

- Quick release solid wheels
- Swivel front wheels with directional stabiliser
- Recline back
- Parking brake
- Height adjustable push handle
- Adjustable footweel
- Canopy with parent window
- Padded headrest
- Point harness with shoulder pads
- Torso and hip padded cushions
- Foldable for transportation
- Lightweight aluminium frame

The Special Tomato® EIO Push Chair is the best of both worlds... A special needs stroller that provides mild to moderate positioning support AND a light-weight stroller that provides all of the bells and whistles that make it easier for the caregiver on the go!

The EIO Push Chair is intended to be used with children in Early Intervention all the way through to Preadolescence. Now you can take your child with you wherever you go and you won't have to worry about your child's positioning needs. The EIO Push Chair will take care of that for you!

Height adjustable push handle



Canopy with parent window

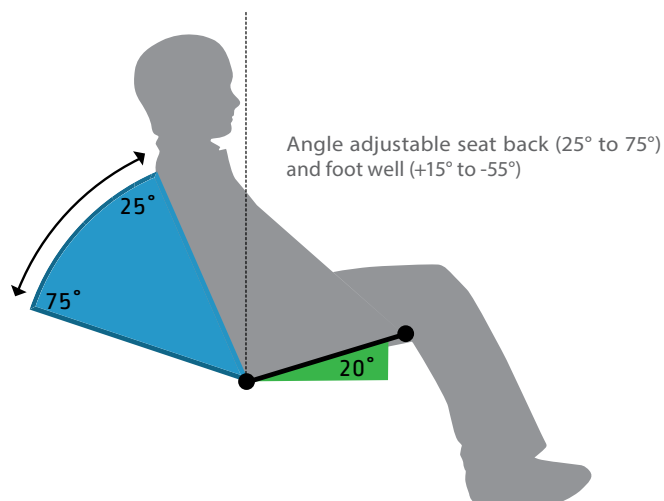


EIO Push Chair

Article no	63009900
Seat width	35,5cm
Seat depth	30,5 cm
Back height	61 cm
Max user weight	40 kg
Max user height	125 cm
Stroller weight	10 kg

EIO MEASURES: FOLDED

Width with rear wheels	59 cm
Width without rear wheels	55 cm
Length	93 cm
Height	52 cm



- 1** Size 1 and 2 Soft-Touch® Liners (page 8) attach to the stroller, with color choice of cherry, lilac, aqua or grey (optional)
- 2** Size 1 and 2 Soft-Touch® Sitters (page 12) attach to the stroller, with color choice of aqua, grey or lilac (optional)
- 3** 5-Point Comfort Wrap harness with chest strap and shoulder pads & removable and adjustable trunk and hip lateral support
- 4** Shopping Basket
- 5** WeatherBag for legs - two versions
1. Bag for legs with Seat and Back
2. Bag for legs without Seat and Back
- 6** Easy-push, large, airless swivel wheels with lock-out feature
- 7** Adjustable hand push, padded headrest and removable sun canopy with window and large pocket
- 8** Rain Cover (optional)
GC69500100

JOGGER

3 wheel push chair



HIGHLIGHTS

- Swivel front wheel with directional stabiliser
- 3 pneumatic wheels (air)
- Recline back
- Disc brake on front wheel, operated from push handle
- Height adjustable push handle
- Footweel
- Canopy with parent window
- 5 point harness
- Spring suspension on rear wheels
- Foldable for transportation
- Lightweight aluminium frame

The Special Tomato™ Jogger is for those who really want a lightweight, maneuverable stroller that doesn't compromise positioning. With its super-light aluminium frame, the jogger folds with ease and can be placed neatly into your vehicle. The comfortable padded seat reclines and

there's a protective canopy with a window that allows you to keep an eye on your child. For children who need minimal to moderate positioning, the Soft-Touch Liners and Sitters attach easily. And the Special Tomato Jogger still folds with the Soft-Touch Liner in place.



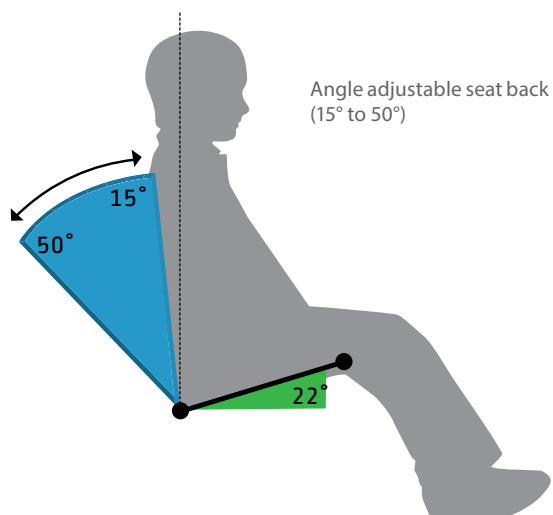
JOGGER Push Chair

Article no.	62009900
Seat width	35 cm
Seat depth	30 cm
Back height	61 cm
Max user weight	50 kg
Max user height	125 cm
Stroller weight	12 kg

JOGGER MEASURES: FOLDED

Width with rearwheels	65 cm
Width without rearwheels	53 cm
Length	88 cm
Height	45 cm

One-step, compact folding desing
(canopy folds with Jogger)



- 1 Size 1 and 2 Soft-Touch® Liners (page 8) attach to the stroller, with color choice of cherry, lilac, aqua or grey (optional)
- 2 Size 1 and 2 Soft-Touch® Sitters (page 12) attach to the stroller, with color choice of aqua, grey or lilac (optional)
- 3 Padded upholstery with reclining back support, functional rear suspension and foot well with side guard
- 4 Front 12" pneumatic swivel wheel with lock-out and quick-release 12" rear pneumatic wheels
- 5 WeatherBag for legs - two versions
1. Bag for legs with Seat and Back
2. Bag for legs without Seat and Back
- 6 Removable canopy with window and height adjustable handle
- 7 Medical Necessities Bag (optional)
62010000
- 8 Head Support (optional)
62020000
- 9 Rain Cover (optional)
GC69500100

MAT Mobile Activity Tray



Adjustable, Maneuverable and Versatile



- Two sizes: Short & Tall
- Height adjustable tray surface
- Angle adjustable tray surface
- Easy to move around a room




3" (75mm) front swivel casters lock



4" (110mm) fixed rear casters allow for easy access and keep the tray secure

Tray Measures	Short version: Specifications	Tall version: Specifications
Article number	65000109	65000309
Lowest Floor-to-tray surface	40 cm	50 cm
Highest Floor-to-tray surface	53 cm	71 cm
Weight	10,80 kg	13 kg
Tray Dimensions	71 cm (wide) x 51 cm (deep)	71 cm (wide) x 51 cm (deep)



- 1** Tray Tilt Angle
0 - 80 degrees
- 2** Tray Height Adjustment
Short: 40-53 cm
Tall: 50-71 cm
- 3** Use with Wheelchair
71 cm wide base opening gives many wheelchair users access to the Mobile Activity Table.
- 4** Use with Soft-Touch® Sitters
Designed to integrate with the Soft-Touch Sitters for a variety of activities.
- 5** Use with Walker
71 cm wide base allows children with walkers access to the Mobile Activity Table from a standing position.

MPS CLASSIC 2-parts Seating with Build-in Growth



Mobile Floor Kit
Shown in Lime/grey.

10° to 25° range of
tilt-in space.

Tray storage
on back.

Four swivel casters
with rear locks.

- Adjustable 5-point harness
- Hip-Flex® Seat Cushion
- Height adjustable Trunk & Head Cushions



Adjustable Tray
Depth adjustable. 60° tilt
adjustment. Tray easily attaches
to back of Mobile Floor Base for
storage.



Hip-Flex® adjustment provides a
range of positions between 15°
of hip flexion and 15° of hip
extension.

MPS Accessories



1 Mobile Floor Base
79070100 Small
79070300 Large

2 Headrest with Laterals
MHL shown in Lilac.
See next page

3 Standard Headrest
MHS shown in cherry

4 Optional Cushions
MS5 shown in Aqua.
Four sizes of Seat Cushions and two
Back Cushions for even more growth!
See next page.

5 MPS Tray
79060159 Grey, Small
79060359 Grey, Large
Depth adjustable. 60° tilt adjustment. Tray
easily attaches to back of Mobile Floor Base for
storage.

Push Chair Accessories:

6 Sun Shade
79210000
Provides protection from the sun and
a convenient window for monitoring.

7 Tire Upgrade Available
79230000
19cm Solid Front and 31,7cm Rear
Pneumatic Knobby Tires Upgrade.
Set of 4.

8 MPS Push Chair Base 79200000
Umbrella style folding stroller for easy
transport. Folds down to 18cm W x 18 cm D
x 122 cm L. Supports 67,5 kg and weighs only
9 kg. 30° fixed seat tilt. Designed for use
with standard tie-down systems for bus or
van transport and meets ANSI/RESNA WC19
regulations.

Wheeled Travel Bag 79220000

MPS HI-LOW

Seating with build-in growth



- Affordable Customized Seating
- Tilt-in-Space with Child in Seat
- Floor to Table Adjustment
- Contoured Cushion Support
- Tool Free Adjustments
- Ergo Harness Design
- Soft-Touch[®] Material

Optional Tray Shown



Easy lock 3" swivel casters.



MPS aqua with tray



MPS lime with tray



MPS cherry with tray



MPS lilac with tray



- 1** Ergonomic Push Handle
Comfortable Grip for all Heights
- 2** Wood Accents
Added Structure with a Modern Design
- 3** Tilt-in-Space
-30° to 10° range of Tilt Adjustment
with Child in Seat
- 4** Tool Free Height Adjustment of All
Cushions
- 5** Footrest Angle, Depth & Height Ad-
justment
Allows for Optimal Positioning
- 6** 30° Hip-Flex adjustment
- 7** Swivel Locking Casters
All 4 Easy Lock 3" Swivel Casters
for Safety & Control
- 8** Optional adjustable tray
- 9** Hi-Low Adjustment
Raise & Lower with Child in Seat

Customize Your Size

Choose One of Each

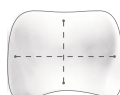
Choose Cushion Colors



Headrests

MHS and MHL headrests fit (MS) and (ML) shells.

MHS (Standard) ☐



W 19cm
H 16,5cm

MHL (w/ Laterals) ☐



W 18cm
H 15cm

Back Cushions

MS2 ☐



W 20cm
H 21,5cm

MS4 ☐



W 23cm
H 28 cm

ML2 ☐



W 25,5cm
H 28cm

ML4 ☐



W 28cm
H 33cm

Seat Cushions

MS1 ☐



W 18cm
D 15cm

MS3 ☐



W 22cm
D 20cm

MS5 ☐



W 25cm
D 25cm

MS7 ☐



W 25cm
D 30cm

ML1 ☐



W 28cm
D 28 cm

ML3 ☐



W 30cm
D 33 cm

ML5 ☐




W 33cm
D 38 cm

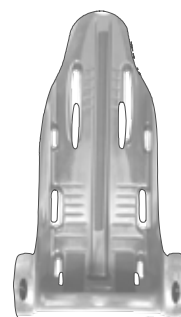
ML7 ☐



W 33cm
D 43cm



Small Shell (MS)



Large Shell (ML)



Small MPS Back Cushions			Large MPS Back Cushions	
MPS Back Specifications	MS2	MS4	ML2	ML4
Target User Age	9 month - 3 yrs	2 - 9 yrs	6 - 9 yrs	8 - Adult
Target User Height	71 - 94 cm	81 - 132 cm	114 - 147 cm	122 cm - Adult
Maximum User Wt.	36 kg		67 kg	
Width	20 cm	23 cm	25 cm	28 cm
Height	21 cm	28 cm	28 cm	33 cm
Top of Back Cushion	28 - 40 cm	38 - 51 cm	38 - 51 cm	48 - 56 cm
Top of Head Cushion	45 - 58 cm	53 - 66 cm	61 - 71 cm	66 - 76 cm

Small MPS Seat Cushions					Large MPS Seat Cushions			
MPS Seat Specifications	MS1	MS3	MS5	MS7	ML1	ML3	ML5	ML7
Target User Age	9 m. - 3 yrs	2 - 5 yrs	4 - 8 yrs	5 - 9 yrs	6 - 9 yrs	8 - 11 yrs	10 - 14 yrs	12 - Adult
Target User Height	71 - 94 cm	81 - 109 cm	101 - 127 cm	109 - 132 cm	114 - 147 cm	122 - 152 cm	122 - 157 cm	147 cm - adult
Maximum User Weight	36 kg				67 kg			
Seat Width	18 cm	23 cm	25 cm	25 cm	28 cm	30 cm	33 cm	33 cm
Seat Depth	15 cm	20 cm	25 cm	30 cm	28 cm	33 cm	38 cm	43 cm
Seat to Footrest	15 - 40 cm	15 - 40 cm	15 - 40 cm	15 - 40 cm	20 - 45 cm	20 - 45 cm	20 - 45 cm	20 - 45 cm
Top of Back Cushion	28 - 40 cm	38 - 51 cm	38 - 51 cm	38 - 51 cm	38 - 51 cm	48 - 56 cm	48 - 56 cm	48 - 56 cm
Top of Head Cushion	45 - 58 cm	53 - 66 cm	53 - 66 cm	53 - 66 cm	61 - 71 cm	66 - 76 cm	66 - 76 cm	66 - 76 cm
Hip Flex Angle	-15° to +15°	-15° to +15°	-15° to +15°	-15° to +15°	-15° to +15°	-15° to +15°	-15° to +15°	-15° to +15°
Floor to Seat Ht.	38 cm	38 cm	38 cm	38 cm	46 cm	46 cm	46 cm	46 cm

Accessories

Tray	61 × 43 × 5 cm	3,6 kg
------	----------------	--------



Hi-Low frame
MPS Seat shell w. footrest

Small (MS) 79300109
Large (ML) 79300309



MPS Seat shell w. footrest

Small (MS) 79030109
Large (ML) 79030309



Mobile frame
MPS Seat shell w. footrest

Small (MS) 79010109
Large (ML) 79010309



Push Chair
MPS Seat w. footrest

Small (MS) 79020109
Large (ML) 79020309

SITTER

Soft contoured seating



HIGHLIGHTS

- Latex free material
- Peel- and tear-resistant and impermeable to fluids
- Withstand cracking
- Anti-microbial agent
- Cleans easy with common disinfectants
- Can be fitted in a Tomato Buggy Stroller
- Can be fitted in a Tomato Jogger
- Can be securely attached to standard chairs

The Soft-Touch™ Sitters are soft to the touch for comfort that is unsurpassed, but durable enough to endure the stress and damage often caused by frequent use. This heavy-duty anti-microbial material has become one of the signatures of this top quality Special Tomato™

product line. The Special Tomato® Soft-Touch™ Sitters and other Special Tomato™ special needs products can be cleaned easily with common disinfectants – Great for use with multiple children and adults in therapy clinics and schools.



Sitter Seat in a Jogger push chair



Sitter Seat in an EIO push chair



Sitter Seat on chair



Sitter Seat on stationary base



Sitter Seat on Mobile Base



Sitter Seat on Floor Base 1,2,3



Sitter Specifications	Size 1	Size 2	Size 3	Size 4	Size 5
Target Weight	9 - 18kg	13 - 27kg	18 - 36kg	22 - 50kg	40 - 90kg
Target Height	76 - 89cm	89 - 122cm	101 - 142cm	127 - 165cm	137 - 188cm
Target Age	1 - 2 years	2 - 6 years	6 - 9 years	9 - 14 years	13 years - Adult
Inside Seat Depth	18 cm	24 cm	29 cm	34 cm	40,5 cm
Inside Seat Width	20 cm	25,5 cm	30,5 cm	35 cm	40,5 cm
Seat Back Height	53 cm	66 cm	73,5 cm	89 cm	99 cm
Overall Seat Depth	30,5 cm	35,5 cm	40,5 cm	48 cm	53 cm
Overall Seat Width	30,5 cm	35,5 cm	40,5 cm	45,5 cm	51 cm
Overall Seat Height	63,5 cm	73,5 cm	86 cm	102 cm	112 cm
Weight of Seat	2,7kg	4,5kg	5,8kg	6,8 kg	8,5 kg

Article no.	Size 1	Size 2	Size 3	Size 4	Size 5
Sitter seat only	7701010x	7701020x	7701030x	7701040x	7701050x
Sitter w. stationary base	7711010x	7711020x	7711030x	7711040x	7711050x
Sitter w. Mobile Base	7721010x	7721020x	7721030x	7721040x	7721050x
Sitter w. Floor Base 1,2,3	7801010x	7801020x	7801030x		

Color = x   



1 Sleek modern design provides up to 25° of tilt

2 Contoured head and lateral support, shown as top view

3 Adjustable 5-point harness

4 Attachment straps for securing to a standard chair

5 Built-in abductor

6 Optional Headrest 77020000

LINER

Seat & back cushions







The Liner Seat and Back is well suited in different situations and with different products. Soft, supportive Liners provide comfortable, affordable alternative seating. Fits many chair options in classrooms and at home.




HIGHLIGHTS

- Soft contoured seat and back cushions
- Built-in lateral supports on back cushion
- Built-in abductor on seat cushion
- Lap strap for additional support
- Attachment strap to secure the liners to the chair
- Portable and lightweight
- Suitable for use in pushchair, chairs and wheelchairs
- Easy to clean and durable


APPLICATIONS



LINER Back

		Size 1 (LB1)	Size 2 (LB2)	Size 3 (LB3)	Size 4 (LB4)	Size 5 (LB5)
 Inside measures	Article no.	7205010x	7205020x	7205030x	7205040x	7205050x
	Width	19 cm	22 cm	25 cm	33 cm	36 cm
	Height	25 cm	34 cm	37 cm	39 cm	41 cm
Outside measures	Width	27 cm	31 cm	34 cm	37 cm	41 cm
	Height	25 cm	34 cm	37 cm	39 cm	41 cm
	Weight kg	0,5 kg	0,5 kg	0.6 kg	0,8 kg	1 kg

LINER Seat

		Size 1 (LS1)	Size 2 (LS2)	Size 3 (LS3)	Size 4 (LS4)	Size 5 (LS5)
 Inside measures	Article no.	7204010x	7204020x	7204030x	7204040x	7204050x
	Width	20 cm	25 cm	30 cm	35 cm	40 cm
	Depth	20 cm	25 cm	30 cm	35 cm	40 cm
Outside measures	Width	28 cm	31 cm	35 cm	44 cm	49 cm
	Depth	27 cm	33 cm	38 cm	44 cm	49 cm
	Weight kg	0,5 kg	0,9 kg	1,3 kg	2,0 kg	2,3 kg
	Increase seat height	5,5 cm	6 cm	9 cm	9 cm	9 cm

Color = x 1 2 3 4

BOOSTER Seating cushion





HIGHLIGHTS

- 3-Point Safety Belt
- Provides height and pelvic stability
- Sacral and lateral thigh support

The Booster Seat increases the seat height by 10 cm

Besides strapping the Booster to a chair, the straps can be used to carry the Booster between home and school. Or even from home to a restaurant or a friends house.



BOOSTER Seat

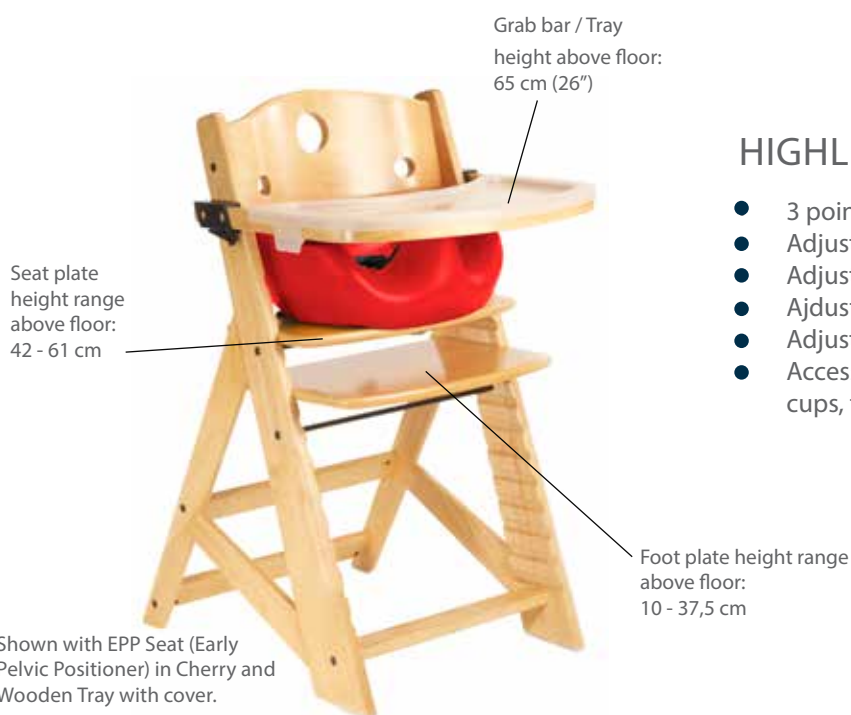


Inside measures				Outside measures				
Article no.	Seat Width	Seat Depth	Seat back height	Seat Width	Seat Depth	Overall Height	weight kg (lbs)	increase seat hight
7300000x	25,4 cm	24 cm	11,4 cm	34,3 cm	34,3 cm	19,7 cm	2 kg	10 cm

Color = x 1 2 9 0





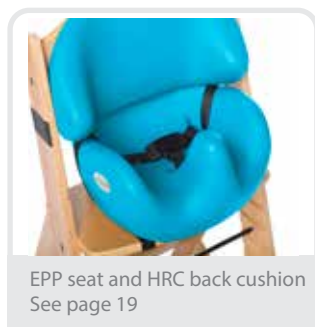
HRC Height Right Chair



HIGHLIGHTS

- 3 point pelvic belt
- Adjustable foot plate in height
- Adjustable foot plate in depth
- Adjustable seat plate in height
- Adjustable seat plate in depth
- Accessories available such as cushions, foot cups, tray and grab bar

APPLICATIONS



HRC Seat & Back cushions



	Seat	Back
Article no.	6104000x	6105000x
Width	44 cm	43 cm
Depth / Height	30 cm	20 cm

Color = x 1 2 9 4

HRC


Article number	61000000
Seat Plate dimensions	W42cm x D23,5cm
Seat Plate Height Range (from floor)	42cm to 61cm
Foot Plate dimensions	W42cm x D29cm
Foot Plate Height Range (from floor)	10cm to 38cm
Tray	W48cm x D20,3cm
Tray Height to Floor	66cm
Weight Capacity	112,5kg
Overall	W43cm x D53cm x H84cm

EPP - Seating cushion

The EPP seat can be used with the Special Tomato Wooden chair, or other wooden chairs.
Note the back of the EPP is made to fit the curved wooden back.



Light and portable



Easy to strap to a Wooden chair

HIGHLIGHTS

- Contoured seating
- Build in abduction
- High side supports
- Pelvic support

EPP Seat



Inside measures

Outside measures

Article no.	Seat Width	Seat Depth	Abduction height	Seat Width	Seat Depth	Overall Height	Weight kg (lbs)	Increase seat height
6107000x	28 cm	24 cm	8 cm	35 cm	35 cm	20 cm	2 kg	8 cm

Color = x 1 2 9 0



1 3-Point Pelvic belt included

2 Optional Footcups, Pair

3 Adjustable footplate and seatplate in depth and height

4 Can be used by children as well as adults

5 Optional cover to wooden tray

MPS Car seat



Choose Your Shell Size

Customize Your Cushion Size (see pg. 7)

- FMVSS213 compliant
- LATCH System
- FAA approved for aircraft travel for seats purchased after April 1, 2006



Small Shell (MS)
79040105

Large Shell (ML)
79040305



Shown with Headrest with Laterals
in Lilac.



Hip-Flex[®] adjustment provides a range of positions between 15° of hip flexion and 15° of hip extension.

Approved for
in the USA:



The MPS Car Seat is not available in the EU

Customize Your Car Seat (see chart on page 18 - 19)



THERAPY Rolls & Wedges



HIGHLIGHTS

- Soft-Touch™ coating- pleasant to the touch
- Utmost comfort and durability
- Latex-free
- Seamless material makes the rolls and wedges peel- and tear-resistant
- Impermeable to fluids.
- The material withstands cracking
- Includes an anti-microbial agent
- Cleans easily with common disinfectant
- Integrated Soft-Touch Handle makes for easy handling and control



Integrated Soft-Touch™ handle for easy control

Stand-On-End™ design for security and stability when not in use.



THERAPY ROLLS

Soft-Touch™ Therapy Rolls are designed for applications such as extension and flexion, balance, postural therapy and neuro development activities. To provide a firm platform in therapeutic applications, there is a solid core inside all rolls except for 8 cm (3") and 10 cm (4") diameter.

	Size 1	Size 2	Size 3	Size 4	Size 5	Size 6	Size 7
Article no.	7500010x	7500020x	7500030x	7500040x	7500050x	7500060x	7500070x
Diameter cm (inch)	8 cm	10 cm	15 cm	20 cm	20 cm	25 cm	30 cm
Length cm (inch)	20 cm	61 cm	61 cm	61 cm	91 cm	91 cm	91 cm
Weight kg (lbs)	0,1 kg	0,6 kg	1,4 kg	2,2 kg	3,3 kg	4,4 kg	5,8 kg

THERAPY WEDGES

Soft-Touch™ Therapy Wedges are ideal for applications such as adaptive positioning, balance and muscle tone control. They are recommended for fine and gross motor activities, along with dynamic movement patterns.

	Size 1	Size 2	Size 3	Size 4	Size 5
Artikel nr.	7600010x	7600020x	7600030x	7600040x	7600050x
Height	10 cm	15 cm	20 cm	15 cm	20 cm
Width	51 cm	51 cm	51 cm	61 cm	61 cm
Length	56 cm	56 cm	56 cm	71 cm	71 cm
Weight	2,3 kg	2,5 kg	3 kg	3,8 kg	4,7 kg
Angel	10 °	16°	20°	12°	16°

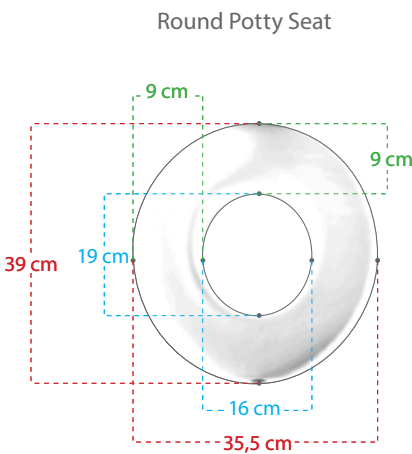
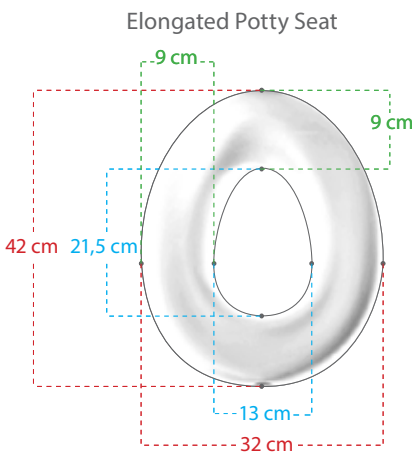
Color = x 4

POTTY Toilet seat



HIGHLIGHTS

- When you have to go... on the go
- Soft and contoured for comfort
- 2 different shapes for different toilets
- Cleans easy with common disinfectants
- Impermeable to fluids, easy to keep clean and hygienic
- Comes with a backpack for hygienic portability



	Elongated	Round
Article no.	7402000x	7401000x
Overall Width	32 cm	35,5 cm
Overall Depth	42 cm	39 cm
Thickness	3 - 5 cm	2,5 - 5 cm
Size of the hole W x D	13 cm x 21,5 cm	16 cm x 19 cm

Color = x 4

MEASURING THE CHILD

In order to find the right size of product and accessories for the child, you / we need some basic information about the user.

The measure guide below will assist you in this process. You can also contact us directly on our web page for further assistance - see back page:
www.globalcarehab.com

Age, years

Weight, kg or lbs.

What is the person's HEIGHT measured in inches or centimeters?


Measure the person standing if possible or lying down if he/she is unable to stand.



Height
cm or inch

A person's hip width is measured at the hip joint (where the leg pivots at the hips) while seated.

Measure a straight line straight across the lap. If you were to place two books on either side of the hips, measure straight between the two books instead of curving up and over the lap like a car seatbelt would.



Seat width
cm or inch

Thigh depth is also measured while seated.

Make sure the person is sitting with his/her buttocks against the back of the seat. Measure a straight line (parallel with the seating surface) from where the buttocks contact the seat back to just behind the bent knee.



Seat depth
cm or inch

Foot to Knee Height is also measured while seated.

Measure from the bottom of the foot (or shoe that will be used with the equipment) up along the back of the leg to the back of the knee joint where it is bent at 90 degrees.



Lower leg length
cm or inch

Back Height to Shoulders is also measured while seated.

Make sure the person is as far back as possible in the seat. Measure a straight line (parallel to the seat back surface) from the seat where the buttocks contact the seating surface up to the top of the shoulders.



Back
cm or inch

Back Height to Head is also measured while seated.

Make sure the person is as far back as possible in the seat. Measure a straight line (parallel to the seat back surface) from the seat where the buttocks contact the seating surface up to the top of the head.



Back to head
cm or inch



Check out our web page with the latest product information and other updates.

Our aim and focus is to improve our offers and cooperation with our local distributors or private contacts in countries where we do not have a local distributor.

Our webpage www.globalcarehab.com will give you

- Latest product information
- Direct mail contact
- Measuring help
- Shipping information
- and other new features to come in the near future.....

CE authorized representative

GLOBAL CAREHAB

www.globalcarehab.com
info@globalcarehab.dk
+45 24 65 55 50

Holmstrupgaardvej 11
8220 Brabrand
Denmark