

# Soft Touch Sitter Base

## MOBILE OR NON MOBILE WOODEN SITTER

### HELPFUL TOOLS



large phillips screwdriver



crescent wrench

mobile option shown



### CASTER & BRACKETS



### BRACKET HARDWARE

Parts

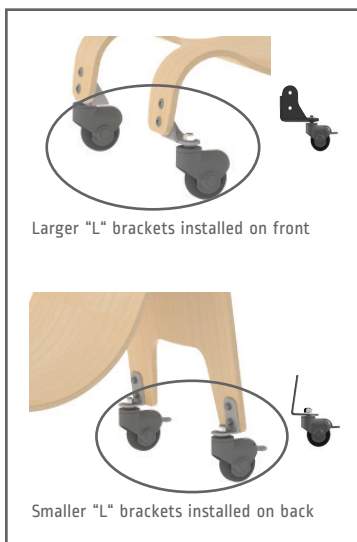
- 8 Caster Bolts
- 8 Caster Lock Nuts

### NON MOBILE HARDWARE KIT

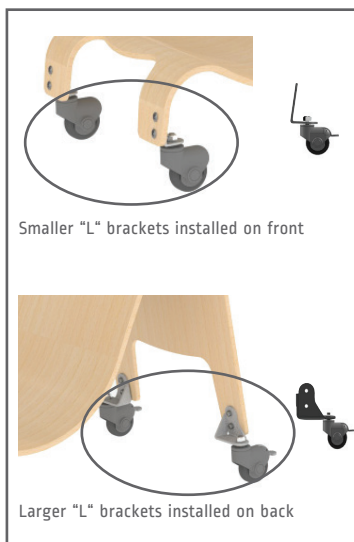
Parts

- 4 Glides
- 4 Lock Washers
- 4 Nuts

### SIZE 1,2,3



### SIZE 4,5



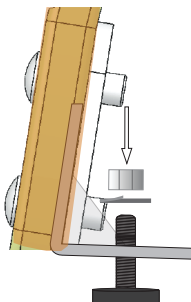
## INSTALL BRACKETS X4



Bolt metal bracket to Wooden Base x4.

Note: Maintain tight screws.

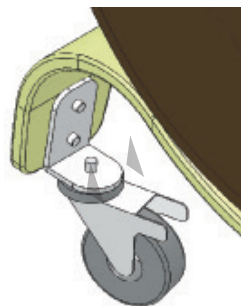
## NON MOBILE ONLY X4



Feed Non mobile glide up through base bracket. Install lock washers then nut.

Note: Maintain tight screws.

## INSTALL: CASTERS X4



Be sure casters w/break are installed toward rear of base. This increases base strength. Maintain tight screws.



**MANUFACTURED BY**  
BERGERON HEALTH CARE  
15 SOUTH SECOND STREET  
DOLGEVILLE, NY 13329

**PRODUCT CODE:**

**PRODUCT DESCRIPTION:**

COUNTRY OF ORIGIN: CHINA

**AUTHORISED  
EUROPEAN  
REPRESENTATIVE**

GLOBAL CAREHAB  
ROSENVANGS ALLE 32  
8260 VIBY J  
DENMARK

TELEPHONE: +45 24 65 55 50  
WEB SITE: [www.globalcarehab.com](http://www.globalcarehab.com)

DATE OF MANUFACTURE:



**five**year  
warranty

Bergeron By Design  
15 South Second Street  
Dolgeville, New York 13329  
T 1 315 429 8407  
F 1 315 429 8862

© 2009 Bergeron By Design

The information contained herein is subject to change without notice.  
Bergeron By Design shall not be liable for technical errors or omissions herein.